

Home Learning Student Sign In Codes

Grade 1 VSA 2023-2024

Each student has a unique Home Learning Code to access Seesaw. When signing in with their Home Learning Code, students can post to their journal, respond to activities, and view class announcements. Students do not see the work of any other student in the class.

The codes expire after 365 days on **August 21, 2024**. You can generate new codes at any time.

Teacher Instructions

1. Print or download the Home Learning Codes.
2. Give each student their code. There is one code for each student in your class.
3. **Never share codes on social media or another public forum. Instruct students to keep their code safe like they keep their passwords safe.**

Need Home Learning Tips?

Go to <https://web.seesaw.me/home-learning> for step-by-step instructions and lesson ideas.

How Do Students Use Their Home Learning Code?

1. Students go to <https://app.seesaw.me> on a computer. Or install the Seesaw Class App on an iOS or Android device.
2. Students tap "I'm a Student".
3. Students scan their code using Seesaw's built-in QR code reader or type in their text code to access their Seesaw account.

Sample Email Instructions for Students or Families

Students and families, we will be using Seesaw for home learning. Please sign in with your Home Learning code following the steps below:

1. Go to <https://web.seesaw.me> on a computer. Or install the Seesaw Class iOS or Android app.
2. Tap "I'm a Student".
3. Scan or type in your Home Learning code.
4. Post to your journal, respond to activities, and view class announcements.
5. Remember, this code is like a password. Keep it safe!

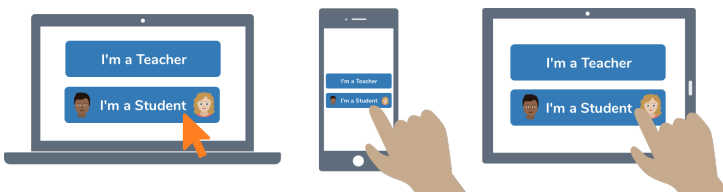


Alex Drouin's Home Learning Code

1. Go to <https://app.seesaw.me> on a computer. Or install the Seesaw Class App on an iOS or Android device.



2. Choose "I'm a Student".



3. Scan this code using Seesaw's built-in QR code scanner. Or type in these letters to access your Seesaw account: **NWLH QDQA EPBJ HTNT**



Ask your teacher for a new code after August 21, 2024.

This code is a password. If you have this code, you can access this account. Do not post codes on social media or in any publicly accessible place on the Internet!

Ver las instrucciones en español en: <https://web.seesaw.me/espanol>




Amélia Turcotte's Home Learning Code


1. Go to <https://app.seesaw.me> on a computer. Or install the Seesaw Class App on an iOS or Android device.



2. Choose "I'm a Student".



3. Scan this code using Seesaw's built-in QR code scanner. Or type in these letters to access your Seesaw account: **SRKC PXGE SWFX IROT**



Ask your teacher for a new code after August 21, 2024.

This code is a password. If you have this code, you can access this account. Do not post codes on social media or in any publicly accessible place on the Internet!

Ver las instrucciones en español en: <https://web.seesaw.me/espanol>

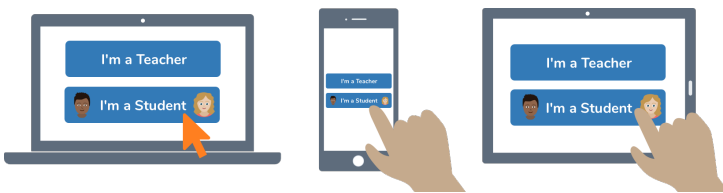


Coralie Lefebvre's Home Learning Code

1. Go to <https://app.seesaw.me> on a computer. Or install the Seesaw Class App on an iOS or Android device.



2. Choose "I'm a Student".



3. Scan this code using Seesaw's built-in QR code scanner. Or type in these letters to access your Seesaw account: **NOWD UACR OXKJ NHPX**



Ask your teacher for a new code after August 21, 2024.

This code is a password. If you have this code, you can access this account. Do not post codes on social media or in any publicly accessible place on the Internet!

Ver las instrucciones en español en: <https://web.seesaw.me/espanol>

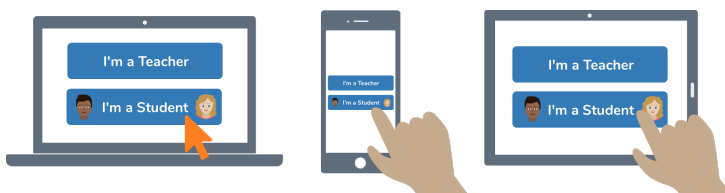


Jayden Owen Kameni's Home Learning Code


1. Go to <https://app.seesaw.me> on a computer. Or install the Seesaw Class App on an iOS or Android device.



2. Choose "I'm a Student".



3. Scan this code using Seesaw's built-in QR code scanner. Or type in these letters to access your Seesaw account: **VJGC NTCT DASC CALG**



Ask your teacher for a new code after August 21, 2024.

This code is a password. If you have this code, you can access this account. Do not post codes on social media or in any publicly accessible place on the Internet!

Ver las instrucciones en español en: <https://web.seesaw.me/espanol>

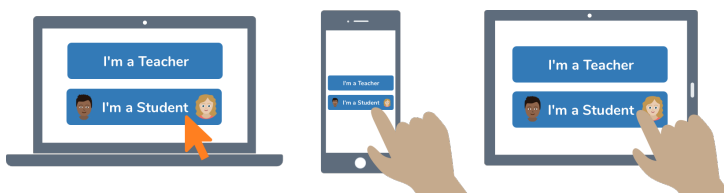


Jeanne Coulombe Veilleux's Home Learning Code


1. Go to <https://app.seesaw.me> on a computer. Or install the Seesaw Class App on an iOS or Android device.



2. Choose "I'm a Student".



3. Scan this code using Seesaw's built-in QR code scanner. Or type in these letters to access your Seesaw account: **YUJS GPZP LMBZ OVFF**



Ask your teacher for a new code after August 21, 2024.

This code is a password. If you have this code, you can access this account. Do not post codes on social media or in any publicly accessible place on the Internet!

Ver las instrucciones en español en: <https://web.seesaw.me/espanol>




Juliette Paré's Home Learning Code


1. Go to <https://app.seesaw.me> on a computer. Or install the Seesaw Class App on an iOS or Android device.



2. Choose "I'm a Student".



3. Scan this code using Seesaw's built-in QR code scanner. Or type in these letters to access your Seesaw account: **PZGG GJZA MNZH JJOZ**



Ask your teacher for a new code after August 21, 2024.

This code is a password. If you have this code, you can access this account. Do not post codes on social media or in any publicly accessible place on the Internet!

Ver las instrucciones en español en: <https://web.seesaw.me/espanol>




Lili St-Hilaire's Home Learning Code


1. Go to <https://app.seesaw.me> on a computer. Or install the Seesaw Class App on an iOS or Android device.



2. Choose "I'm a Student".



3. Scan this code using Seesaw's built-in QR code scanner. Or type in these letters to access your Seesaw account: **RQSU DDYM TTDC GALG**



Ask your teacher for a new code after August 21, 2024.

This code is a password. If you have this code, you can access this account. Do not post codes on social media or in any publicly accessible place on the Internet!

Ver las instrucciones en español en: <https://web.seesaw.me/espanol>




Livia Tremblay's Home Learning Code

1. Go to <https://app.seesaw.me> on a computer. Or install the Seesaw Class App on an iOS or Android device.



2. Choose "I'm a Student".



3. Scan this code using Seesaw's built-in QR code scanner. Or type in these letters to access your Seesaw account: **RHRI AIZY MOTM NWGS**



Ask your teacher for a new code after August 21, 2024.

This code is a password. If you have this code, you can access this account. Do not post codes on social media or in any publicly accessible place on the Internet!

Ver las instrucciones en español en: <https://web.seesaw.me/espanol>

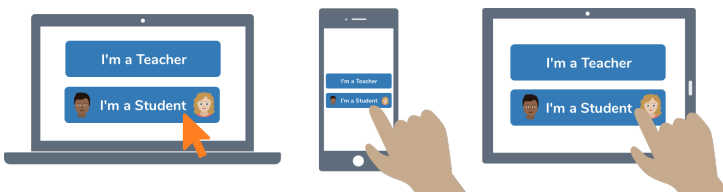


Loriann Bertrand's Home Learning Code

1. Go to <https://app.seesaw.me> on a computer. Or install the Seesaw Class App on an iOS or Android device.



2. Choose "I'm a Student".



3. Scan this code using Seesaw's built-in QR code scanner. Or type in these letters to access your Seesaw account: **IUSC ATBB WRLQ ZJPL**



Ask your teacher for a new code after August 21, 2024.

This code is a password. If you have this code, you can access this account. Do not post codes on social media or in any publicly accessible place on the Internet!

Ver las instrucciones en español en: <https://web.seesaw.me/espanol>

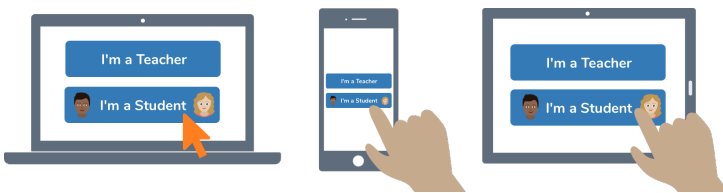


Lyvia Tessier's Home Learning Code

1. Go to <https://app.seesaw.me> on a computer. Or install the Seesaw Class App on an iOS or Android device.



2. Choose "I'm a Student".



3. Scan this code using Seesaw's built-in QR code scanner. Or type in these letters to access your Seesaw account: **GDBD ERIV KMOC UYYL**



Ask your teacher for a new code after August 21, 2024.

This code is a password. If you have this code, you can access this account. Do not post codes on social media or in any publicly accessible place on the Internet!

Ver las instrucciones en español en: <https://web.seesaw.me/espanol>

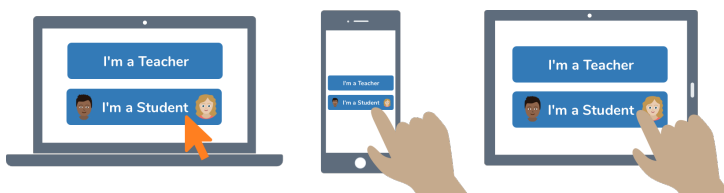


Léa Melodie Paquin-Ruiz's Home Learning Code


1. Go to <https://app.seesaw.me> on a computer. Or install the Seesaw Class App on an iOS or Android device.



2. Choose "I'm a Student".



3. Scan this code using Seesaw's built-in QR code scanner. Or type in these letters to access your Seesaw account: **XTAQ FSYY HJPB AZEL**



Ask your teacher for a new code after August 21, 2024.

This code is a password. If you have this code, you can access this account. Do not post codes on social media or in any publicly accessible place on the Internet!

Ver las instrucciones en español en: <https://web.seesaw.me/espanol>




Madyson Leclerc's Home Learning Code

1. Go to <https://app.seesaw.me> on a computer. Or install the Seesaw Class App on an iOS or Android device.



2. Choose "I'm a Student".



3. Scan this code using Seesaw's built-in QR code scanner. Or type in these letters to access your Seesaw account: **YDLB UBYS CXHK JEMG**



Ask your teacher for a new code after August 21, 2024.

This code is a password. If you have this code, you can access this account. Do not post codes on social media or in any publicly accessible place on the Internet!

Ver las instrucciones en español en: <https://web.seesaw.me/espanol>




Maria Larivière's Home Learning Code


1. Go to <https://app.seesaw.me> on a computer. Or install the Seesaw Class App on an iOS or Android device.



2. Choose "I'm a Student".



3. Scan this code using Seesaw's built-in QR code scanner. Or type in these letters to access your Seesaw account: **UTBY VDPW RALS KDYD**



Ask your teacher for a new code after August 21, 2024.

This code is a password. If you have this code, you can access this account. Do not post codes on social media or in any publicly accessible place on the Internet!

Ver las instrucciones en español en: <https://web.seesaw.me/espanol>




Mia Patterson's Home Learning Code

1. Go to <https://app.seesaw.me> on a computer. Or install the Seesaw Class App on an iOS or Android device.



2. Choose "I'm a Student".



3. Scan this code using Seesaw's built-in QR code scanner. Or type in these letters to access your Seesaw account: **WYLK ADHG NQBQ WEVY**



Ask your teacher for a new code after August 21, 2024.

This code is a password. If you have this code, you can access this account. Do not post codes on social media or in any publicly accessible place on the Internet!

Ver las instrucciones en español en: <https://web.seesaw.me/espanol>

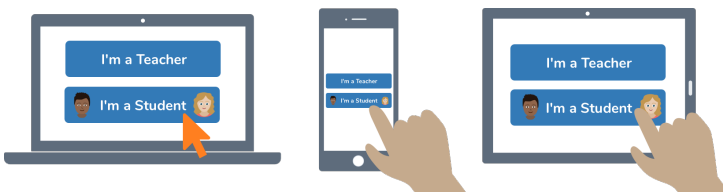


Rachel Jobin's Home Learning Code

1. Go to <https://app.seesaw.me> on a computer. Or install the Seesaw Class App on an iOS or Android device.



2. Choose "I'm a Student".



3. Scan this code using Seesaw's built-in QR code scanner. Or type in these letters to access your Seesaw account: **HSEP TRTX XFOA WLHY**



Ask your teacher for a new code after August 21, 2024.

This code is a password. If you have this code, you can access this account. Do not post codes on social media or in any publicly accessible place on the Internet!

Ver las instrucciones en español en: <https://web.seesaw.me/espanol>



Sofia Leclerc's Home Learning Code

1. Go to <https://app.seesaw.me> on a computer. Or install the Seesaw Class App on an iOS or Android device.



2. Choose "I'm a Student".



3. Scan this code using Seesaw's built-in QR code scanner. Or type in these letters to access your Seesaw account: **IVQS VWBM CKLT QZWW**



Ask your teacher for a new code after August 21, 2024.

This code is a password. If you have this code, you can access this account. Do not post codes on social media or in any publicly accessible place on the Internet!

Ver las instrucciones en español en: <https://web.seesaw.me/espanol>

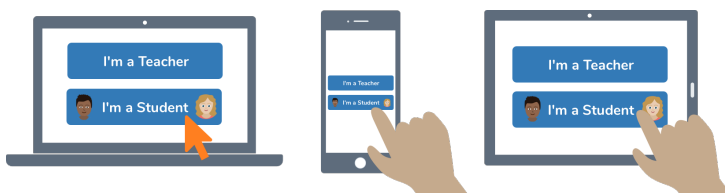


Sébastien Fiset's Home Learning Code


1. Go to <https://app.seesaw.me> on a computer. Or install the Seesaw Class App on an iOS or Android device.



2. Choose "I'm a Student".



3. Scan this code using Seesaw's built-in QR code scanner. Or type in these letters to access your Seesaw account: **BDOJ ZPYZ HLDY QWBA**



Ask your teacher for a new code after August 21, 2024.

This code is a password. If you have this code, you can access this account. Do not post codes on social media or in any publicly accessible place on the Internet!

Ver las instrucciones en español en: <https://web.seesaw.me/espanol>




Théo Lavoie's Home Learning Code


1. Go to <https://app.seesaw.me> on a computer. Or install the Seesaw Class App on an iOS or Android device.



2. Choose "I'm a Student".



3. Scan this code using Seesaw's built-in QR code scanner. Or type in these letters to access your Seesaw account: **KLXL UACG AQCB KERY**



Ask your teacher for a new code after August 21, 2024.

This code is a password. If you have this code, you can access this account. Do not post codes on social media or in any publicly accessible place on the Internet!

Ver las instrucciones en español en: <https://web.seesaw.me/espanol>




William Lefebvre's Home Learning Code


1. Go to <https://app.seesaw.me> on a computer. Or install the Seesaw Class App on an iOS or Android device.



2. Choose "I'm a Student".



3. Scan this code using Seesaw's built-in QR code scanner. Or type in these letters to access your Seesaw account: **HXBI WRCL JRDC EHYF**



Ask your teacher for a new code after August 21, 2024.

This code is a password. If you have this code, you can access this account. Do not post codes on social media or in any publicly accessible place on the Internet!

Ver las instrucciones en español en: <https://web.seesaw.me/espanol>

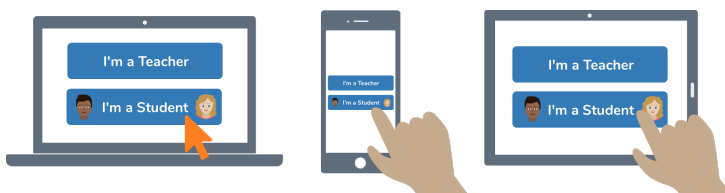


Zack Poliquin's Home Learning Code


1. Go to <https://app.seesaw.me> on a computer. Or install the Seesaw Class App on an iOS or Android device.



2. Choose "I'm a Student".



3. Scan this code using Seesaw's built-in QR code scanner. Or type in these letters to access your Seesaw account: **HCMZ JJQQ DGHK PPNF**



Ask your teacher for a new code after August 21, 2024.

This code is a password. If you have this code, you can access this account. Do not post codes on social media or in any publicly accessible place on the Internet!

Ver las instrucciones en español en: <https://web.seesaw.me/espanol>




Élodie Tessier's Home Learning Code


1. Go to <https://app.seesaw.me> on a computer. Or install the Seesaw Class App on an iOS or Android device.



2. Choose "I'm a Student".



3. Scan this code using Seesaw's built-in QR code scanner. Or type in these letters to access your Seesaw account: **QWMB DGQD DJTF KMSV**



Ask your teacher for a new code after August 21, 2024.

This code is a password. If you have this code, you can access this account. Do not post codes on social media or in any publicly accessible place on the Internet!


Ver las instrucciones en español en: <https://web.seesaw.me/espanol>

Émile Couture's Home Learning Code


1. Go to <https://app.seesaw.me> on a computer. Or install the Seesaw Class App on an iOS or Android device.



2. Choose "I'm a Student".



3. Scan this code using Seesaw's built-in QR code scanner. Or type in these letters to access your Seesaw account: **RCAP YQJE ZWDF IKKI**



Ask your teacher for a new code after August 21, 2024.

This code is a password. If you have this code, you can access this account. Do not post codes on social media or in any publicly accessible place on the Internet!

Ver las instrucciones en español en: <https://web.seesaw.me/espanol>

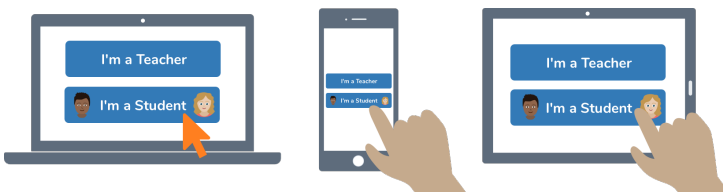


Émile Tessier's Home Learning Code

1. Go to <https://app.seesaw.me> on a computer. Or install the Seesaw Class App on an iOS or Android device.



2. Choose "I'm a Student".



3. Scan this code using Seesaw's built-in QR code scanner. Or type in these letters to access your Seesaw account: **WSTN PSMM ETJV JFGE**



Ask your teacher for a new code after August 21, 2024.

This code is a password. If you have this code, you can access this account. Do not post codes on social media or in any publicly accessible place on the Internet!

Ver las instrucciones en español en: <https://web.seesaw.me/espanol>